

Layer Breakdown & Installation

LAYER BREAKDOWN

1. Top Coat & Finish

ScufResist® Platinum Finish

A UV-cured polyurethane finish with aluminum oxide that resists scuffs up to 6 times better than the competition. It boasts superior protection from stains, scuffs and daily foot traffic.*

ArmourBead® Finish

Nanotechnology fused with polyurethane to create a quartz-enhanced urethane finish. It offers enhanced protection against stains and daily foot traffic.*

**When combined with a 20 mil wear layer (or higher), luxury vinyl planks and tiles with ArmourBead or ScufResist Platinum finishes are great for commercial settings as well.*

2. Wear Layer


Available in 6, 8, 12, 20, & 30 mil

Increasing wear layer thickness aids in extending the life of a luxury vinyl product, but it is not the only factor in LVT performance. Things like top coat/finish, minerals, additives, etc. all have an impact on product performance. When comparing LVT products, be certain you are considering these factors collectively.

Please note: Thicker wear layers do allow for greater texture/embossing depth.

3. Image Layer & Texture

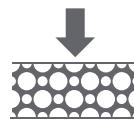
- **Ticking:** Visible character marks, but smooth surface texture.
- **Deep Embossed:** Raised texture lines you can feel across the plank.
- **Embossed in Register (EIR):** HD printing coupled with an embossing technique that mimics the visual and texture of real wood. Described simply as “see a knot, feel a knot.”



4. 100% Waterproof Core


Floorté Classic Series (WPC)

Foamed core offers better sound absorption and is softer and warmer for enhanced comfort underfoot.



Floorté Pro Series (SPC)

Dense, compact core offers robust protection against high traffic and extreme temperatures.



5. Attached Pad

- Contains anti-microbial properties that help prevent mold and mildew.
- Provides sound absorption benefits (see Sound Advisor for product- and building-specific ratings).
- Can be used with additional underlayment (3mm or less) for added sound and moisture benefits.

Bevels

- **Square Edge Bevel:** Corners of plank are left squared.
- **Micro Bevel:** Corners of plank are slightly rounded for some plank definition.
- **Accent/Lacquer Bevel:** Corners of plank are cut in 45 degree angles and painted coordinating colors for true-to-life plank definition that mimics real wood.



Square Edge Bevel



Micro Bevel



Accent/Lacquer Bevel

INSTALLATION

Easy Installation

All Floorté styles are easily installed over existing hard surfaces with minimal subfloor prep and no acclimation or adhesives required.

Temperature Guidelines

Floorté Pro Series is great for 3-Season Homes that experience extreme temperature fluctuations and is guaranteed to perform from -25 - 155°F.*

**Click only. Acclimation and proper installation required.*

UPDATE: Under Cabinets & Islands

All Floorté Classic and Pro Series styles are now approved for install under cabinets and kitchen islands, as long as the boards are glued down 2-3 feet under and around the island or cabinet.